


University Department of Otorhinolaryngology
Head and Neck Surgery
Annual Report 2010

 **INSELSPITAL**

UNIVERSITÄTSSPITAL BERN
HOPITAL UNIVERSITAIRE DE BERNE
BERN UNIVERSITY HOSPITAL



Dear colleagues and friends

I am very happy to have the opportunity, through this brochure, to share with you the main facts and figures about our clinic. The excellent collaboration between doctors, nursing staff, medical therapists and administrative staff was sustained in 2010, despite financial cutbacks. Out-patient services were even expanded with the introduction of consultations for disorders of smell and taste – the only service of its kind in Switzerland.



In addition to the many successful events, congresses and advanced training sessions organised here, some of which involved speakers with a national or international reputation, 2010 was also a year of unusually fruitful research, which won several prizes and other distinctions. The opening of the new research centre on the Murtenstrasse provided our clinic with additional laboratory space for scientific work.

I hope this brochure will give you an interesting insight into our clinic and the fascinating subject of ENT medicine. My warmest thanks to the entire ENT team for their excellent work.

Best wishes

Prof. M. Caversaccio
Clinic Director

A handwritten signature in black ink, appearing to read 'M. Caversaccio'.

Staff

Heads of Clinic

Prof. M. Caversaccio, Director and Chairman

Prof. P. Zbären, Co-Chairman

Prof. M. Kompis, Head of Audiology

Prof. E. Seifert, Head of Phoniatics

Ms R. Sollberger, Head of Nursing

Mr B. Werle, Head of Theatre Nursing



Senior Registrars:

Ms Dr. C. Candreia

Ms Dr. I. Giudicelli

Ms Dr. C. Strub

Ms Prof. D. Vibert

(until 09/30/2010)

(deputy consultant audiology)

head of otoneurology

Dr. A. Arnold
Dr. P. Dubach
Dr. M. Hagemann
Dr. S. Heimgartner
Dr. B. Landis (as of 10/01/2010)
Dr. G. Mantokoudis (deputy senior registrar from 05/01/2010
senior registrar as of 10/01/2010)
Dr. Th. Roth (deputy senior registrar until 01/31/2010)
Dr. Ph. Schmid
Dr. J. Schüpbach
Dr. P. Senn
Dr. L. Tschopp

Consultants:

Ms Dr. A. Baumann (Rhinology until 10/31/2010)
PD Dr. M. Hotz Neuchâtel
Prof. R. Häusler (Otology until 09/01/2010)
Ms Dr. N. Neuner Thomas (Tinnitus until 12/31/2010)
Dr. F. Schönenberger (Manual medicine)
Dr. M. Vischer (Cochlea implantation)

ARTORG-Professor:

Prof. Ch. Stieger (Artificial hearing)

Departments and units

Units:

Audiology	(Head: Prof. M. Kompis)
In-patient ward	(Head: Ms R. Sollberger)
CI service	(Head: Dr. P. Senn)
ENT surgery	(Head: Mr B. Werle)
Otoneurology	(Head: Prof. D. Vibert)
Phoniatrics	(Head: Prof. E. Seifert)
Out-patients	(Head: Dr. S. Heimgartner)
Tumour surgery	(Head: Prof. P. Zbären)

Consultations:

Manual medicine	(Prof. E. Seifert , Dr. F. Schönenberger)
Disorders of smell and taste	(Dr. B. Landis, Dr. P. Dubach, Prof. M. Caversaccio as of 11/01/2010)
Otology	(Dr. P. Senn, Prof. M. Caversaccio)
Paediatric audiology	(Dr. C. Strub)
Rhinology	(Dr. A. Baumann until 10/31/2010, Dr. B. Landis, Dr. P. Dubach as of 11/01/2010; Prof. M. Caversaccio)
Sleep and snoring	(Dr. P. Schmid, Dr. C. Candraia)
Tinnitus	(Dr. N. Neuner until 12/31/2010)
Tumours	(Dr. A. Arnold, Prof. P. Zbären)
Tumour board	(Prof. P. Zbären, Dr. A. Arnold)

Patient statistics 2010

Out-patient consultations	2009	2010
ENT outpatient department	13 649	14 314
Audiology & CI service*	5 338	5 235
Phoniatrics & speech therapy	4 435	4 270
Otoneurology	583	450
Total:	24 005	24 269
<hr/>		
ENT in-patients	2009	2010
Adults	1 361	1 271
Out-patients with bed		186
Patient operations	2009	2010
Elective patients: children	156	193
Elective patients: adults	1 246	1 278
Out-patients with premedication	26	52
Out-patients without premedication	191	121
Emergencies: adults	272	272
Emergencies: children	56	48
Total patient operations	1 947	1 964

* A new method was used for collecting the 2009 figures, which may thus differ from those in the 2009 annual report.

Research: Publications in 2010

Numerous research papers by the staff of the University Department of ENT, Head and Neck surgery in Bern were published in leading scientific journals in 2010, and results of research projects were presented at national and international conferences. Below is a short summary; the complete list is available at www.hno.insel.ch/Jahresbericht.html.

60 research publications

Including:

- Arnold A, Kompis M, Candreia C, Pfiffner F, Häusler R, Stieger C (2010). The Floating Mass Transducer at the Round Window: Direct Transmission or Bone Conduction? *Hear Res* 263: 120-127.
 - Dubach P, Mantokoudis G, Banz Y, Herrmann G, Caversaccio M (2010). Hydrodissection for subperichondrial septoplasty – an experimental anatomical study. *Rhinology* 48: 195-200.
 - Vibert D, Caversaccio M, Häusler R (2010). Meniere's disease in the elderly. *Otolaryngol Clin North Am* 43: 1041-1046
- as well as another 57 publications (www.hno.insel.ch/Jahresbericht.html).

2 books

- Kollbrunner J. (2010): Die Reanimation der Psychosomatik. Kritische Bestandsaufnahme und Zukunftsperspektiven. Psychosozial-Verlag, Giessen
- Kompis M, Caversaccio M (eds.): «Implantable bone conduction hearing aids», *Advances in Oto-Rhino-Laryngology*, Vol 71, Karger, Basel, ISBN 978-3-8055-9699-2 (in press 2010).

1 international patent filed

- Bernini N, Sigrist R, Dueringer D, Schrotberger R, Luder P, Kompis M. Ambulatory infusion device and method for signaling acoustically numerical values. European patent application, No. 10193242.4-2320, filed 12/01/2010

141 scientific presentations including poster presentations

Research grants 2010

Project name, leader	Funding	CHF
CO-ME Otorhinolaryngology <i>Caversaccio et al.</i>	SNF	217 500
High Precision Robots for Implantable Hearing Devices <i>Caversaccio, Stieger Weber et al.</i>	KTI	404 026
Novel Body Access <i>Stieger, Frey et al.</i> (ENT/Nephrology)	KTI	408 026
Cochlear Microendoscopy <i>Huth</i>	SNF	18 500
BAHA <i>Kompis</i>	Cochlear AG	36 000
Ear stem cells <i>Senn</i>	Med-el Stiftung für Hörgeschädigte	50 000 10 000
VoIP Internet Telephony <i>Mantokoudis, Senn et al.</i>	Cochlear AG	20 000
Miscellaneous contributions	Various	13 382
Total		1 177 434



A current research projects in our department is centered around the implantable hearing aid «DACS». The picture shows the correct placement (red) of the implantable transducer

Prizes and other distinctions

- Caversaccio M: Member of the editorial board Am J Rhinology & Allergy
- Oliva V, Bell B, Stankowsky S, Caversaccio M, Stieger C, Weber S: «Advanced surgical instrumentation for ORL and CMF Applications», Best Poster Presentation, 2nd Biomedical Engineering Day, University of Bern
- Pfiffner F, Flynn M, Åsnes K, Arnold A, Stieger C, Kompis M: «Baha in single sided deafness», Poster Award, Int. Conf. on Cochlear Implantation, Stockholm 2010
- Pfiffner F: Medical Cluster Award for Best Doctoral Thesis in Biomedical Engineering at the University of Bern 2010 (Thesis supervisor: Prof M. Kompis)
- Senn P: Winner of the CIGICON Quiz Award. CIGICON Chandigarh, India, November 20 (2010)
- Vischer M: Pioneer for Implantable Hearing Aids (PIJA) award, 6th European research meeting, celebrating 20 years of MED-EL, Innsbruck, Austria 03/19/2010
- Zbären P: American Academy of Otolaryngology-Head and Neck Surgery Honor Award
- Zbären P: Member of the Editorial Board of the Journal Oral Oncology

Scientific collaborations

- ARTORG-Center of the University of Bern and university hospital (Inselspital) (www.artorg.unibe.ch)
- Computer-aided and image-guided medical interventions (www.co-me.ch), National Center of Competence in Research of the Swiss National Science Foundation
- University clinic for nephrology and hypertension, Inselspital Bern
- Bern University of Applied Sciences, Burgdorf; Department of Engineering and Information Technology

Teaching

Lectures and courses at the University of Bern:

- Introduction to clinical training, ENT lectures, 4th year medicine (Prof. M. Caversaccio with other lecturers)
- Final course 1, ENT lecture and clinical training, 5th year medicine (Prof. M. Caversaccio with other lecturers)
- Clinical Skills, Physical Examinations, 3rd year medicine (Dr. P. Schär, Dr. S. Negri, Dr. J. Jermini, Dr. B. Greusing)
- Three week intensive teaching (under the old study regulations, conducted twice more) with lectures, courses in physical examinations and revision, 4th and 5th years (Prof. M. Caversaccio with other lecturers)
- ENT lectures for dentistry students (Prof. M. Caversaccio with other lecturers)
- Clinical electives for the 1st and 2nd years (Sonography, Prof. E. Seifert, Otoacoustic emissions, Prof. M. Kompis, brainstem audiometry, Dr. M. Vischer)
- University of Bern, ENT Clinic: «Brainstem audiometry» clinical elective, 4 lessons for 4th year students of human medicine (Dr. M. Vischer)



Laryngology Update, 03/25/2010

Lectures and courses at other universities:

- Audiology for speech therapy students, Institute of Special Education, University of Fribourg (Prof. M. Kompis)
- Phoniatrics for speech therapy students, Institute of Special Education, University of Fribourg (Prof. E. Seifert)
- Audiology I & II, University of Neuchâtel, 42 lessons (Prof. D. Vibert)
- Lecture at the School of Music, Lucerne University of Applied Sciences and Arts: The voice phenomenon - physiology and development (Prof. E. Seifert)
- Lecture at the Bern University of Teacher Education (PH Bern): Vox adolescentis: Physiology and Development of the voice (Prof. E. Seifert)
- University of Fribourg, Faculty of Arts and Humanities, Institute of Special Education, Fluency disorders, course for 5th semester speech therapy students, 28 lessons (S. Fritschi)
- University of Fribourg, Faculty of Arts and Humanities, Institute of Special Education, Voice Disorders, course for 5th semester speech therapy students, 18 lessons (Speech therapy team)
- Danube University Krems as part of the Master's in speech therapy: Family dynamic bearings on communicative proficiency, 10 lessons, lecture (Dr. J. Kollbrunner)
- University of Fribourg, Unit of Physiology: Seminar «Sleep apnoea», 3 lessons for 2nd year students of human medicine (Dr. M. Vischer)
- «Laser safety» lecture and tutorial as part of the laser course of the throat and facial surgery working group of the Swiss ENT Society, Lausanne 2010 (Dr. A. Arnold)
- ENT emergencies, Swiss Nursing Association Bern (Dr. A. Arnold, Dr. C. Candreia)

Advanced training events:

- 09/06/2010 - 09/08/2010 Sixth otological microsurgery course with emphasis on minimally invasive techniques (Organisation: Prof. M. Caversaccio)
- 09/09/2010 - 09/11/2010 Endoscopic Course for Paranasal Sinus and Skull Base Surgery (Organisation: Prof. M. Caversaccio)
- 03/25/2010 Advanced training: The Latest in Laryngology, from A to Z, University ENT-Clinic Bern (Organisation: Prof. P. Zbären)
- 05/11/2010 «Certificate of Advanced Studies» course for future engineers studying for a Master's at the University of Bern with ARTORG and BrainLAB (Organiser und course leader: Dr. P. Dubach)
- Audiometry course module 1 (Prof. M. Kompis) (all-day, held twice in 2010)
- Audiometry course module 3 (Prof. M. Kompis) (all-day, held three times in 2010)
- Speech therapy in the Office of Compulsory Schooling and Sport of canton Schwyz, Particular phonological disorders, 1 day. Further training for speech therapists, Lecture (L. Bayard-Blaser)
- Centre for young children, Winterthur. Children with phonological disorders: differential diagnostic and therapeutical aspects. 2 days. Further training for speech therapists, Lecture (L. Bayard-Blaser)
- 09/03/2010 - 09/04/2010 The speech therapist's singing voice, Lecturer: Evemarie Haupt. Advanced training for speech therapists and voice coaches, Inselspital Bern, (I. Schaller Gilg)


Nursing care in in-patient wards and the out-patient setting

In February we introduced electronic planning for organising the beds in the ward. The nurses learned to use this new system to perform such tasks as discharging and relocating patients. A out-patient nurse started the postgraduate course «Patient Education and Nursing Counseling», a highly relevant topic, especially for patients with head and neck cancers and their family members.

A ward nurse started a Master's in Nursing Science at the University of Basel. She has the lead in a project where the shift changeover is conducted with the patient in his room. This makes it possible to conduct a joint assessment of the nursing care being given and to plan requirements for the following shift. We were once

again awarded a certificate attesting to the excellence of our nursing standards.

Our ambition is to remain fully prepared to meet the coming challenges, and to continue to improve our working methods.



R. Sollberger



OR-Theatre

2010 was dominated by the cost-cutting measures already decided, and planning the alterations to the ENT/CMF operating theatre scheduled for 2011.

We checked our work practices and use of materials and implants. We were able to reduce our use of materials (without endangering the safety of patients).

Our implants are now also subject to even stricter monitoring. In this way we managed to achieve effective savings, whose impact will continue to be felt in 2011.

In the second half of the year we were heavily involved in the planning of the alterations to the ENT/CMF operating theatre. In the course of many meetings and by working closely with the architects, we were able to make our requirements known and accepted. So far we are very pleased with the result and are looking forward to their actual implementation in June – August 2011.

ENT/CMF theatre team

B. Werle

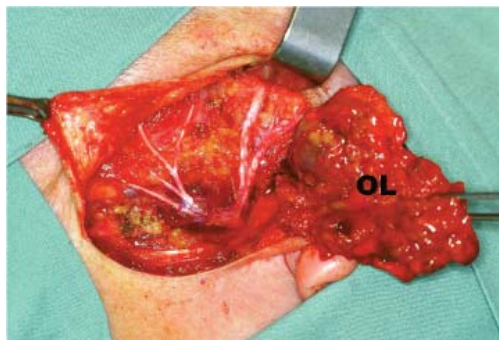
T. Hofmann



Salivary gland diseases

Prof. P. Zbären

Numerous publications in international medical journals have made our institution is known and recognized as specialised centre for salivary gland tumours. A distinction is made between the two pairs of major salivary glands and the minor salivary glands, which are spread mainly throughout the mucous membrane of mouth. The main function of these glands is the production of saliva. Most diseases occur in either the parotid or submandibular gland. These diseases may be inflammatory or infectious or else either benign or malignant tumours. In addition, calculi are observed fairly frequently in the submandibular gland. They can be removed by sialendoscopy: a flexible endoscope (diameter 1.2mm) is introduced in the salivary duct and the calculi are then removed with a basket. Salivary gland tumours are treated by surgery; most malignant tumours are treated additionally by radiation therapy. The difficulty in parotid surgery lies in the fact that within the parotid gland the facial nerve divides into several peripheral branches (see picture), which must as far as possible be kept intact.



Dissected facial nerve and its branches

How to contact us

Director of the University Department of ENT, Head and Neck Surgery

Prof. M. Caversaccio
Director and Chairman

Secretary:

Ms M. Keller Gägeler

Phone: 031 632 29 21

Fax: 031 632 88 08

E-mail: mirjam.keller@insel.ch

Internet: www.hno.insel.ch



Inselspital

University Department of

Otorhinolaryngology,

Head and Neck Surgery

CH-3010 Bern

Phone +41 (0)31 632 29 21

Fax +41 (0)31 632 88 08

www.hno.insel.ch

 **INSELSPITAL**

*UNIVERSITÄTSSPITAL BERN
HOPITAL UNIVERSITAIRE DE BERNE
BERN UNIVERSITY HOSPITAL*